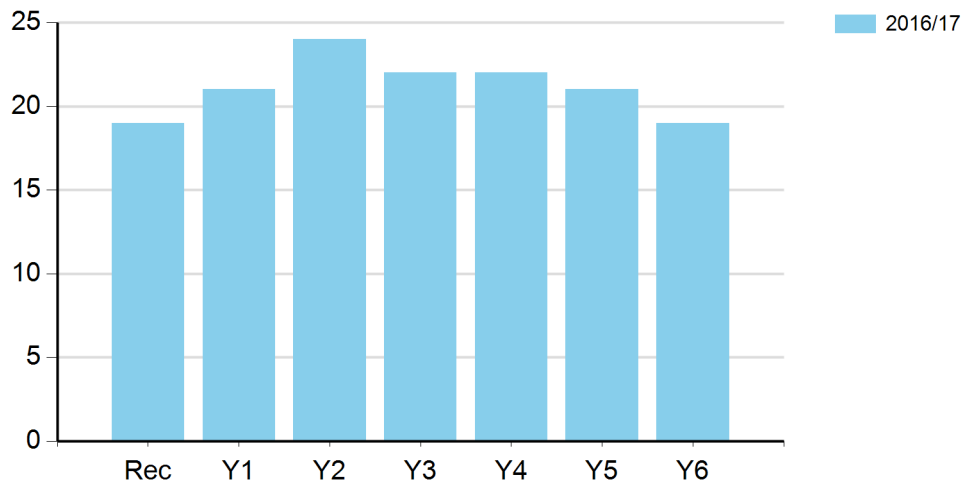


SCHOOL SPORT REPORT

LOSCOE CofE (C) PRIMARY SCHOOL (2016/17)

Pupil Numbers



	Total
2016/17	148

Pupil Numbers (By Key Stage)

	2016/17
KS1	64
KS2	84
School Total	148



© 2015 AMBER VALLEY SSP & TEC I.T. Ltd

This report has been produced on behalf of AMBER VALLEY SSP and is based on information provided by individual schools.

AMBER VALLEY SSP and TEC I.T. Ltd accept no responsibility for inaccurate data submitted.





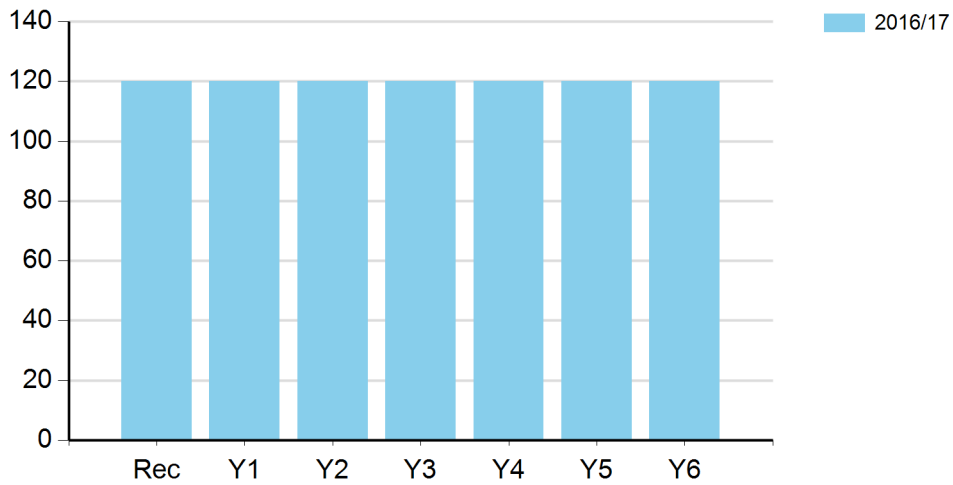
© 2015 AMBER VALLEY SSP & TEC I.T. Ltd

This report has been produced on behalf of AMBER VALLEY SSP and is based on information provided by individual schools.

AMBER VALLEY SSP and TEC I.T. Ltd accept no responsibility for inaccurate data submitted.

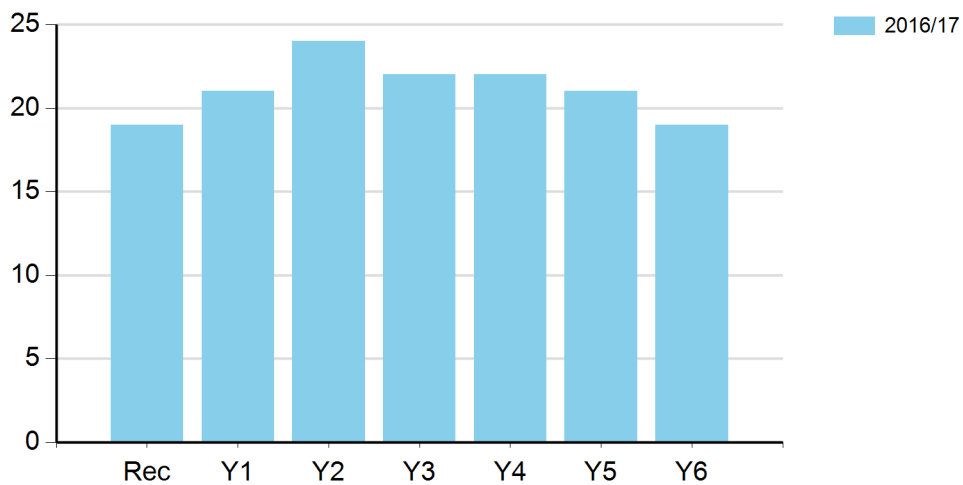


Minutes of PE in a typical week



	Total
2016/17	840

Number of young people participating in Intra School / Level 1 competitions



	Total
2016/17	148



© 2015 AMBER VALLEY SSP & TEC I.T. Ltd

This report has been produced on behalf of AMBER VALLEY SSP and is based on information provided by individual schools.

AMBER VALLEY SSP and TEC I.T. Ltd accept no responsibility for inaccurate data submitted.

tecIT



© 2015 AMBER VALLEY SSP & TEC I.T. Ltd

This report has been produced on behalf of AMBER VALLEY SSP and is based on information provided by individual schools.

AMBER VALLEY SSP and TEC I.T. Ltd accept no responsibility for inaccurate data submitted.



Number of young people participating in Intra School / Level 1 competitions (By Key Stage)

	2016/17
KS1	64
KS2	84
School Total	148

Percentage of young people involved in Intra / Level 1 competition

	2016/17
Rec	100.00%
Y1	100.00%
Y2	100.00%
Y3	100.00%
Y4	100.00%
Y5	100.00%
Y6	100.00%
Total School Average	100.00%

Intra / Level 1 comments



© 2015 AMBER VALLEY SSP & TEC I.T. Ltd

This report has been produced on behalf of AMBER VALLEY SSP and is based on information provided by individual schools.

AMBER VALLEY SSP and TEC I.T. Ltd accept no responsibility for inaccurate data submitted.





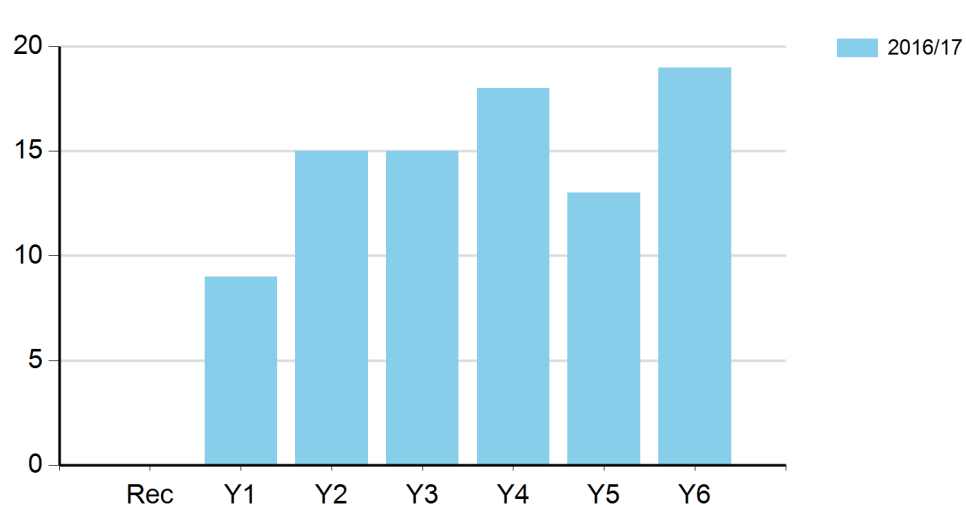
© 2015 AMBER VALLEY SSP & TEC I.T. Ltd

This report has been produced on behalf of AMBER VALLEY SSP and is based on information provided by individual schools.

AMBER VALLEY SSP and TEC I.T. Ltd accept no responsibility for inaccurate data submitted.



Number of young people involved in Inter / Level 2 competition



	Total
2016/17	89

Number of young people involved in Inter / Level 2 competition (By Key Stage)

	2016/17
KS1	24
KS2	65
School Total	89



© 2015 AMBER VALLEY SSP & TEC I.T. Ltd

This report has been produced on behalf of AMBER VALLEY SSP and is based on information provided by individual schools.

AMBER VALLEY SSP and TEC I.T. Ltd accept no responsibility for inaccurate data submitted.

tecIT



© 2015 AMBER VALLEY SSP & TEC I.T. Ltd

This report has been produced on behalf of AMBER VALLEY SSP and is based on information provided by individual schools.

AMBER VALLEY SSP and TEC I.T. Ltd accept no responsibility for inaccurate data submitted.

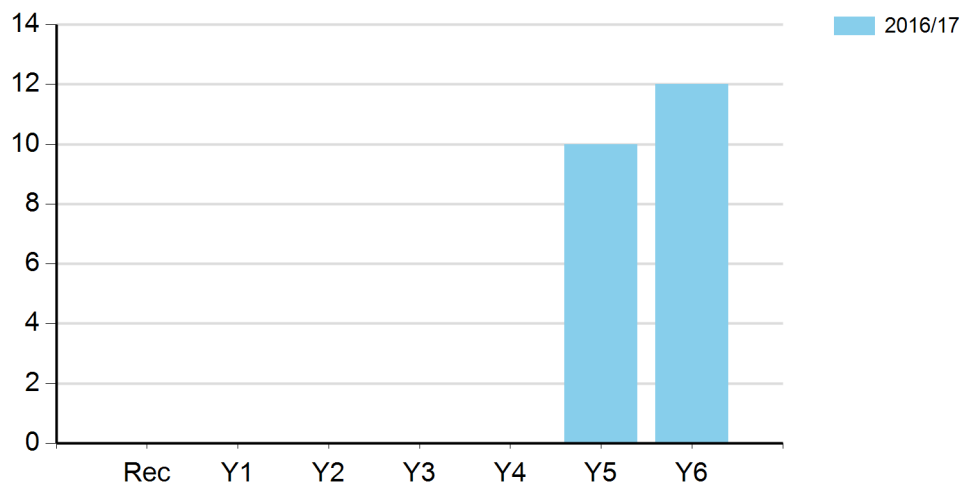


Percentage of young people involved in Inter / Level 2 competition

	2016/17
Rec	0.00%
Y1	42.86%
Y2	62.50%
Y3	68.18%
Y4	81.82%
Y5	61.90%
Y6	100.00%
Total School Average	60.14%

Inter / Level 2 comments

Number of young people involved in Sports Leadership



	Total
2016/17	22



© 2015 AMBER VALLEY SSP & TEC I.T. Ltd

This report has been produced on behalf of AMBER VALLEY SSP and is based on information provided by individual schools.

AMBER VALLEY SSP and TEC I.T. Ltd accept no responsibility for inaccurate data submitted.





© 2015 AMBER VALLEY SSP & TEC I.T. Ltd

This report has been produced on behalf of AMBER VALLEY SSP and is based on information provided by individual schools.

AMBER VALLEY SSP and TEC I.T. Ltd accept no responsibility for inaccurate data submitted.



Number of young people involved in Sports Leadership (By Key Stage)

	2016/17
KS1	0
KS2	22
School Total	22

Percentage of young people involved in Sports Leadership

	2016/17
Rec	0.00%
Y1	0.00%
Y2	0.00%
Y3	0.00%
Y4	0.00%
Y5	47.62%
Y6	63.16%
Total School Average	14.86%

Leadership comments

--



© 2015 AMBER VALLEY SSP & TEC I.T. Ltd

This report has been produced on behalf of AMBER VALLEY SSP and is based on information provided by individual schools.

AMBER VALLEY SSP and TEC I.T. Ltd accept no responsibility for inaccurate data submitted.





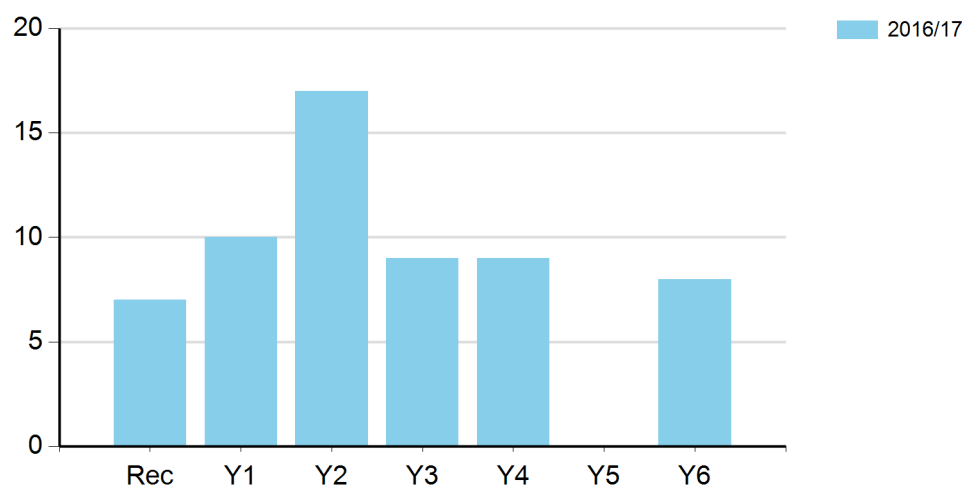
© 2015 AMBER VALLEY SSP & TEC I.T. Ltd

This report has been produced on behalf of AMBER VALLEY SSP and is based on information provided by individual schools.

AMBER VALLEY SSP and TEC I.T. Ltd accept no responsibility for inaccurate data submitted.



Number of young people participating in extra curricular sporting activity



	Total
2016/17	60

Number of young people participating in extra curricular sporting activity (By Key Stage)

	2016/17
KS1	34
KS2	26
School Total	60



© 2015 AMBER VALLEY SSP & TEC I.T. Ltd

This report has been produced on behalf of AMBER VALLEY SSP and is based on information provided by individual schools.

AMBER VALLEY SSP and TEC I.T. Ltd accept no responsibility for inaccurate data submitted.

tecIT



© 2015 AMBER VALLEY SSP & TEC I.T. Ltd

This report has been produced on behalf of AMBER VALLEY SSP and is based on information provided by individual schools.

AMBER VALLEY SSP and TEC I.T. Ltd accept no responsibility for inaccurate data submitted.

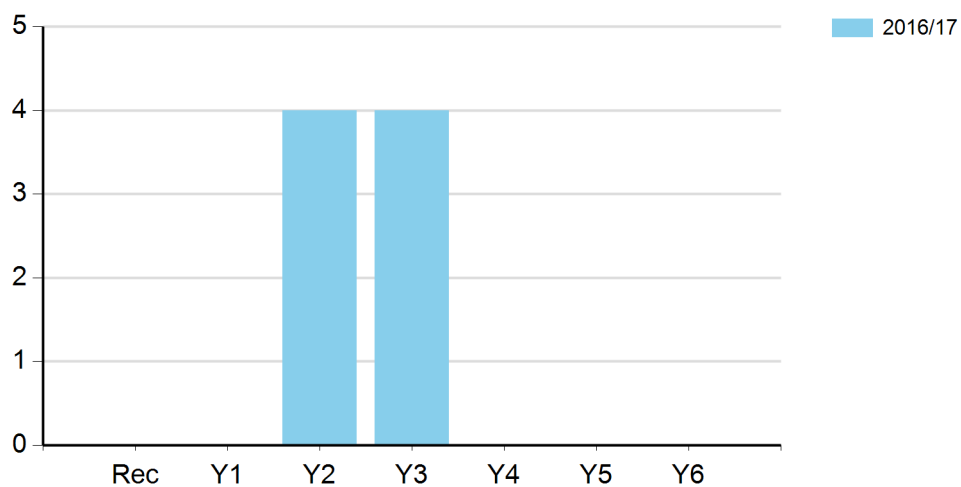


Percentage of young people participating in extra curricular sporting activity

	2016/17
Rec	36.84%
Y1	47.62%
Y2	70.83%
Y3	40.91%
Y4	40.91%
Y5	0.00%
Y6	42.11%
Total School Average	40.54%

Extra Curricular Comments

Number of young people (SEN) participating in Intra School / Level 1 competitions



	Total
2016/17	8



© 2015 AMBER VALLEY SSP & TEC I.T. Ltd

This report has been produced on behalf of AMBER VALLEY SSP and is based on information provided by individual schools.

AMBER VALLEY SSP and TEC I.T. Ltd accept no responsibility for inaccurate data submitted.

tecIT



© 2015 AMBER VALLEY SSP & TEC I.T. Ltd

This report has been produced on behalf of AMBER VALLEY SSP and is based on information provided by individual schools.

AMBER VALLEY SSP and TEC I.T. Ltd accept no responsibility for inaccurate data submitted.



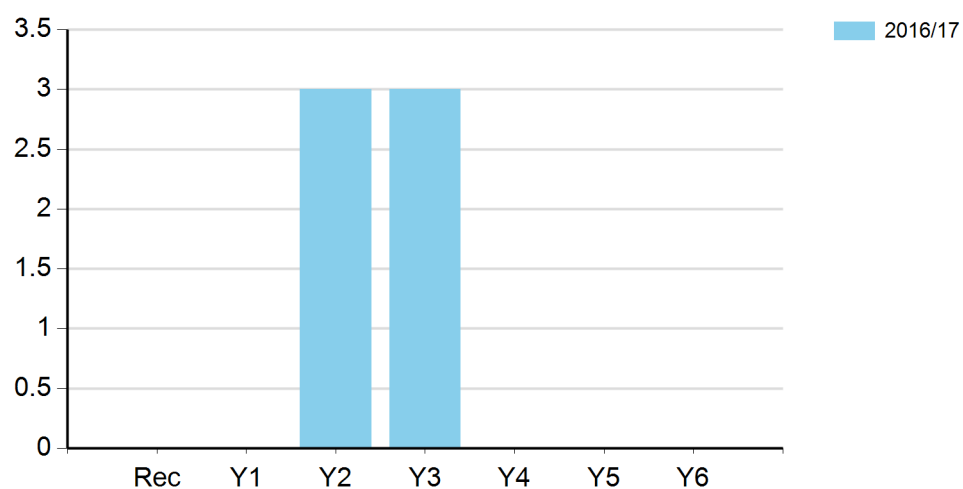
Number of young people (SEN) participating in Intra School / Level 1 competitions (By Key Stage)

	2016/17
KS1	4
KS2	4
School Total	8

Percentage of young people (SEN) involved in Intra / Level 1 competition

	2016/17
Rec	NaN
Y1	NaN
Y2	100.00%
Y3	100.00%
Y4	NaN
Y5	NaN
Y6	NaN
Total School Average	100.00%

Number of young people (SEN) involved in Inter / Level 2 competition



	Total
2016/17	6

© 2015 AMBER VALLEY SSP & TEC I.T. Ltd



This report has been produced on behalf of AMBER VALLEY SSP and is based on information provided by individual schools.

AMBER VALLEY SSP and TEC I.T. Ltd accept no responsibility for inaccurate data submitted.

tecIT



© 2015 AMBER VALLEY SSP & TEC I.T. Ltd

This report has been produced on behalf of AMBER VALLEY SSP and is based on information provided by individual schools.

AMBER VALLEY SSP and TEC I.T. Ltd accept no responsibility for inaccurate data submitted.



Number of young people (SEN) involved in Inter / Level 2 competition (By Key Stage)

	2016/17
KS1	3
KS2	3
School Total	6

Percentage of young people (SEN) involved in Inter / Level 2 competition

	2016/17
Rec	NaN
Y1	NaN
Y2	75.00%
Y3	75.00%
Y4	NaN
Y5	NaN
Y6	NaN
Total School Average	75.00%



© 2015 AMBER VALLEY SSP & TEC I.T. Ltd

This report has been produced on behalf of AMBER VALLEY SSP and is based on information provided by individual schools.

AMBER VALLEY SSP and TEC I.T. Ltd accept no responsibility for inaccurate data submitted.

tecIT



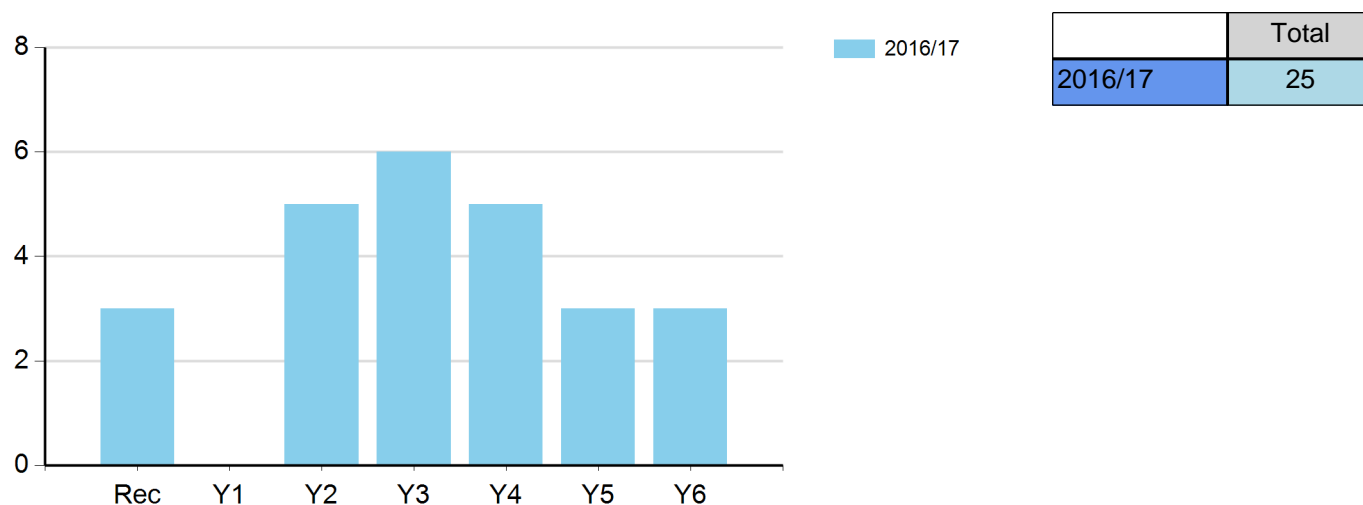
© 2015 AMBER VALLEY SSP & TEC I.T. Ltd

This report has been produced on behalf of AMBER VALLEY SSP and is based on information provided by individual schools.

AMBER VALLEY SSP and TEC I.T. Ltd accept no responsibility for inaccurate data submitted.



Number of young people (Pupil Premium) participating in Intra School / Level 1 competitions



Number of young people (Pupil Premium) participating in Intra School / Level 1 competitions (By Key Stage)

	2016/17
KS1	8
KS2	17
School Total	25



© 2015 AMBER VALLEY SSP & TEC I.T. Ltd

This report has been produced on behalf of AMBER VALLEY SSP and is based on information provided by individual schools.

AMBER VALLEY SSP and TEC I.T. Ltd accept no responsibility for inaccurate data submitted.

tecIT



© 2015 AMBER VALLEY SSP & TEC I.T. Ltd

This report has been produced on behalf of AMBER VALLEY SSP and is based on information provided by individual schools.

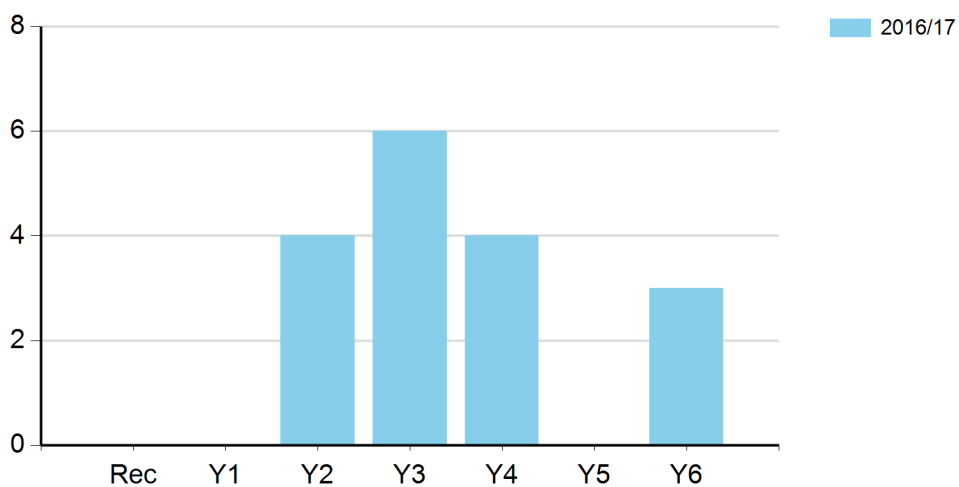
AMBER VALLEY SSP and TEC I.T. Ltd accept no responsibility for inaccurate data submitted.



Percentage of young people (Pupil Premium) involved in Intra / Level 1 competition

	2016/17
Rec	100.00%
Y1	NaN
Y2	100.00%
Y3	100.00%
Y4	100.00%
Y5	100.00%
Y6	100.00%
Total School Average	100.00%

Number of young people (Pupil Premium) involved in Inter / Level 2 competition



	Total
2016/17	17



© 2015 AMBER VALLEY SSP & TEC I.T. Ltd

This report has been produced on behalf of AMBER VALLEY SSP and is based on information provided by individual schools.

AMBER VALLEY SSP and TEC I.T. Ltd accept no responsibility for inaccurate data submitted.

tecIT



© 2015 AMBER VALLEY SSP & TEC I.T. Ltd

This report has been produced on behalf of AMBER VALLEY SSP and is based on information provided by individual schools.

AMBER VALLEY SSP and TEC I.T. Ltd accept no responsibility for inaccurate data submitted.



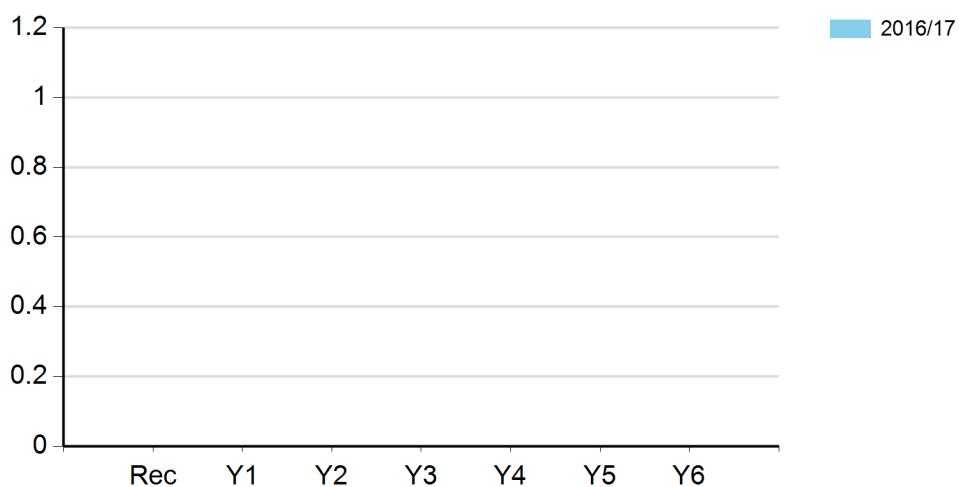
Number of young people (Pupil Premium) involved in Inter / Level 2 competition (By Key Stage)

	2016/17
KS1	4
KS2	13
School Total	17

Percentage of young people (Pupil Premium) involved in Inter / Level 2 competition

	2016/17
Rec	0.00%
Y1	NaN
Y2	80.00%
Y3	100.00%
Y4	80.00%
Y5	0.00%
Y6	100.00%
Total School Average	68.00%

Number of young people (SEN) involved in Extra Curricular activities



	Total
2016/17	0



© 2015 AMBER VALLEY SSP & TEC I.T. Ltd

This report has been produced on behalf of AMBER VALLEY SSP and is based on information provided by individual schools.

AMBER VALLEY SSP and TEC I.T. Ltd accept no responsibility for inaccurate data submitted.





© 2015 AMBER VALLEY SSP & TEC I.T. Ltd

This report has been produced on behalf of AMBER VALLEY SSP and is based on information provided by individual schools.

AMBER VALLEY SSP and TEC I.T. Ltd accept no responsibility for inaccurate data submitted.



%ge of young people (SEN) involved in Extra Curricular activities

	2016/17
Rec	NaN
Y1	NaN
Y2	0.00%
Y3	0.00%
Y4	NaN
Y5	NaN
Y6	NaN
Total School Average	0.00%



© 2015 AMBER VALLEY SSP & TEC I.T. Ltd

This report has been produced on behalf of AMBER VALLEY SSP and is based on information provided by individual schools.

AMBER VALLEY SSP and TEC I.T. Ltd accept no responsibility for inaccurate data submitted.

tecIT



© 2015 AMBER VALLEY SSP & TEC I.T. Ltd

This report has been produced on behalf of AMBER VALLEY SSP and is based on information provided by individual schools.

AMBER VALLEY SSP and TEC I.T. Ltd accept no responsibility for inaccurate data submitted.

